



▶▶▶ **HEAT TRANSFER INSTRUCTIONS**

Instructions for Printing onto Hard Surfaces with FOREVER Multi-Trans

▶▶▶ **PRINT SETTINGS**

COLOR COPIER

Paper Mode: See list on reverse side
Image Mode: Mirror image
Feeding: Bypass (manual feeding)

LASER PRINTER

Paper Mode: See list on reverse side
Image Mode: Mirror image
Feeding: Bypass (manual feeding)

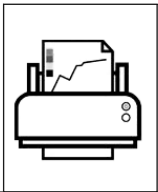
▶▶▶ **TRANSFER SETTINGS**

SURFACE	AUTOMATIC HEAT PRESS	PREHEATING	OPENING AT	PEELING	FIXING
ALUMINIUM	4-5 bar (55-70 PSI)		120° C (250° F)	Warm or cold	60 seconds
ADHESIVE FILM	4-5 bar (55-70 PSI)		130° C (265° F)	Let cool down for 5-10 sec.	
CHROMOLUX BINDER	3-4 bar (40-60 PSI)	5 seconds	100-110° C (210/230° F)	Warm or cold	
WOOD	3 bar (40 PSI)	20 seconds	100° C (210° F)	Immediately	30 seconds
CERAMIC TILE	4-5 bar (55-70 PSI)		130° C (265° F)	Warm or cold	60 seconds
MAGNETIC VINYL	4-5 bar (55-70 PSI)		110-120° C (230/250° F)	Warm or cold	60 seconds
ACRYLIC GLASS	4-5 bar (55-70 PSI)		100-105° C (210/220° F)	Let cool down for 5-10 sec.	
MIRROR	4-5 bar (55-70 PSI)		145° C (265° F)	Warm or cold	
MOUSE PAD	4-5 bar (55-70 PSI)		110° C (230° F)	Warm or cold	
PLACE MAT	4-5 bar (55-70 PSI)		110° C (230° F)	Warm or cold	60 seconds






▶▶▶ **TRANSFER APPLICATION**












- ▶ Set the temperature of the transfer press to 200° C (390° F).
- ▶ Place the substrate on the lower plate.
- ▶ Place **FOREVER Multi-Trans** copy on the substrate and cover both with the **silicone pad universal**.
- ▶ Place the sensor of the **digital thermometer** between the copy and the substrate.
(Relevant is the temperature on the surface of the substrate which is shown through the digital thermometer. The printing time depends on the size (mass) of the substrate.)
- ▶ Open the transfer press when the above mentioned temperature is achieved and peel off the transfer paper as indicated above.
- ▶ If advised fix the toner with additional heat application at 2 bar using the **wooden frame**.

▶ **ANY PROBLEMS?** Visit our website www.forever-ots.com
Click Video, choose the transfer paper, transfer machine, the product and watch the specific application!



**PRINTER COMPATIBILITY LIST
FOREVER Multi-Trans**

BRAND	MODEL	PRINTER SETTINGS	
CANON	all CLC 	HEAVY PAPER	
	CP 660 	UNSUITABLE	
	IRC 2880	HEAVY PAPER 1	
	C1	HEAVY PAPER 2	
DEVELOP	QC 2235+	CARTON 1	
	QC 3101	CARTON 1	
	ineo 450+	CARTON 1	
	ineo 250+	CARTON 1	
EPSON	Laser C 8500	UNSUITABLE	
	Laser C 8600	UNSUITABLE	
	Aculaser C 1100	UNSUITABLE	
	Aculaser C1900S	LABEL	
HP	1500 L	HEAVY PAPER	
	2500 L	HEAVY PAPER	
	2550 L	TOUGH PAPER	
	3500 N	CARTON	
	4550	HEAVY PAPER	
	3550	CARTON	
	2600 N	UNSUITABLE	
	3600	CARTON	
KYOCERA	FS-C5020N	SPECIAL/HEAVY PAPER 1	
	KM-C2520	SPECIAL/HEAVY PAPER 1	
	KM-C2525E	SPECIAL/HEAVY PAPER 1	
	KM-C3225	SPECIAL/HEAVY PAPER 1	
	KM-C3232E	SPECIAL/HEAVY PAPER 1	
	KM-C4035E	SPECIAL/HEAVY PAPER 1	
LEXMARK	C912	HEAVY PAPER	
MINOLTA	MagiColor 2 	TRANSPARENCY FOIL	
	Bizhub C250/252	CARTON 1	
	Bizhub C350/351	CARTON 1	
	Bizhub C450/451	CARTON 1	
	Bizhub ProC500	UNSUITABLE	
	CF 2002	CARTON 1	
	CF 3102	CARTON 1 or 2	
	QMS 2200 	THICK PAPER	
	QMS 2300 DL	THICK STOCK	
	QMS 2350	THICK STOCK	
	MC 2400 W	LABEL	
	QMS 6100 DL 	HEAVY PAPER	
	Bizhub C253	CARTON 1	
	Bizhub C203	CARTON 1	
	Bizhub C353	CARTON 1	
	SHARP	MX2300N	HEAVY PAPER

BRAND	MODEL	PRINTER SETTINGS	
NASHUATEC	DSC 328 	TRANSPARENCY FOIL	
	MPC2000	THICK PAPER 1	
	MPC2500AD	THICK PAPER 1	
	MPC2500e	THICK PAPER 1	
	SPC 420DN	THICK 1	
	OKI	C 3100/3200	LABEL
		C 3100/3200	GLOSSY
		C 5200/5500	LABEL
C 5600-5900		LABEL 2	
8600-8800		LABEL 2	
C 5200/5400		LABEL	
C 5700		GLOSSY	
OKI	C 9300/9500	LABEL	
	C 9600	LABEL	
	C 9800	LABEL	
	RICOH	Aficio AP3800C	LABEL
		Aficio 2228C 	TRANSPARENCY FOIL
		Aficio C 811	HEAT RESISTANT FOLIE
		Aficio CS510E	THICK PAPER 3
Aficio DSC428		THICK PAPER	
AficioCL4000DN		HEAT RESISTANT FOLIE	
TALLY	8004/81004 	LABEL	
	8008	LABEL	
	8204 	TRANSPARENCY FOIL	
	8006e 	HEAVY PAPER	
TOSHIBA	eStudio 211c 	THICK 2	
	eStudio 311c 	THICK 2	
	eStudio2500c	THICK 2	
	eStudio3500c	THICK 2	
	eStudio3510c	THICK 2	
UTAX	CDC1526D	HEAVY PAPER	
XANTE	600 	HEAVY PAPER	
	1200 PRO 	HEAVY PAPER	
	ILUMINA	LABEL	
XEROX	DC 12 	HEAVY PAPER	
	DC 3535	THIN PAPER	
	Workcenter 3535	LABEL	
	DC 50 	HEAVY PAPER	
	M 24	THIN PAPER	
	Phaser 7750	THIN PAPER	
	DC 240/250	HEAVY PAPER 1	
	Phaser 7400	THIN PAPER	
	DC 1250	THICK PAPER	





▶▶▶ **PRINTING INSTRUCTIONS**

Instructions for Printing onto **colored & white Mugs** with **FOREVER Multi-Trans**

▶▶▶ **PRINT SETTINGS** **WHITE TONER**

ONLY FOR OKI PRINTERS WORKING WITH WHITE TONER
Paper & Print Setting: Transparent Foil, Multi Purpose-Tray
White Toner Darkness (Calibration in the Printer Menu): +3
Image Mode: Mirror Image, CMYK Mode (not RGB), Color Print, White On

1-PAPER-SYSTEM FOR LED-PRINTERS WITH WHITE TONER

▶▶▶ **PRINT SETTINGS** **CMYK**

ONLY FOR STANDARD CMYK LED-& LASER PRINTERS!
Paper & Print Setting: See printercompatibility list on the backside

1-PAPER-SYSTEM FOR STANDARD CMYK LED- & LASER PRINTERS

▶ **TRANSFER APPLICATION**

FOREVER **MUG, colored**
(dish washer proof)

FOREVER **MUG, white**
(dish washer proof)

**140°C (284 F), 180 sec.,
high pressure**

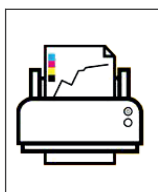
▶ **TRANSFER APPLICATION**

BEFORE YOU START...






1. **Preheat** your mug press!
 2. Use the silicone pad of your mug press of perfect heat distribution!
- ▶ Place the print on the **mug** and fix it with **heat resistant tape**.
 - ▶ Place your mug into the **mug press**.
 - ▶ Set the temperature of your mug press on 140°C (284 F), high pressure and press for 180 seconds.
 - ▶ Let the mug cool down and peel off the **FOREVER Multi-Trans**.












▶ **TIP**

If you see a light shadow of the white toner on your mug, you can easily remove it with Isopropanol.



**PRINTER COMPATIBILITY LIST
FOREVER Multi-Trans**

BRAND	MODEL	PRINTER SETTINGS	
CANON	all CLC 	HEAVY PAPER	
	CP 660 	UNSUITABLE	
	IRC 2880	HEAVY PAPER 1	
	C1	HEAVY PAPER 2	
DEVELOP	QC 2235+	CARTON 1	
	QC 3101	CARTON 1	
	ineo 450+	CARTON 1	
	ineo 250+	CARTON 1	
EPSON	Laser C 8500	UNSUITABLE	
	Laser C 8600	UNSUITABLE	
	Aculaser C 1100	UNSUITABLE	
	Aculaser C1900S	LABEL	
HP	1500 L	HEAVY PAPER	
	2500 L	HEAVY PAPER	
	2550 L	TOUGH PAPER	
	3500 N	CARTON	
	4550	HEAVY PAPER	
	3550	CARTON	
	2600 N	UNSUITABLE	
	3600	CARTON	
KYOCERA	FS-C5020N	SPECIAL/HEAVY PAPER 1	
	KM-C2520	SPECIAL/HEAVY PAPER 1	
	KM-C2525E	SPECIAL/HEAVY PAPER 1	
	KM-C3225	SPECIAL/HEAVY PAPER 1	
	KM-C3232E	SPECIAL/HEAVY PAPER 1	
	KM-C4035E	SPECIAL/HEAVY PAPER 1	
LEXMARK	C912	HEAVY PAPER	
MINOLTA	MagiColor 2 	TRANSPARENCY FOIL	
	Bizhub C250/252	CARTON 1	
	Bizhub C350/351	CARTON 1	
	Bizhub C450/451	CARTON 1	
	Bizhub ProC500	UNSUITABLE	
	CF 2002	CARTON 1	
	CF 3102	CARTON 1 or 2	
	QMS 2200 	THICK PAPER	
	QMS 2300 DL	THICK STOCK	
	QMS 2350	THICK STOCK	
	MC 2400 W	LABEL	
	QMS 6100 DL 	HEAVY PAPER	
	Bizhub C253	CARTON 1	
	Bizhub C203	CARTON 1	
	Bizhub C353	CARTON 1	
	SHARP	MX2300N	HEAVY PAPER

BRAND	MODEL	PRINTER SETTINGS
NASHUATEC	DSC 328 	TRANSPARENCY FOIL
	MPC2000	THICK PAPER 1
	MPC2500AD	THICK PAPER 1
	MPC2500e	THICK PAPER 1
	SPC 420DN	THICK 1
	OKI	C 3100/3200
C 3100/3200		GLOSSY
C 5200/5500		LABEL
C 5600-5900		LABEL 2
8600-8800		LABEL 2
C 5200/5400		LABEL
C 5700		GLOSSY
RICOH	C 9300/9500	LABEL
	C 9600	LABEL
	C 9800	LABEL
	Aficio AP3800C	LABEL
	Aficio 2228C 	TRANSPARENCY FOIL
	Aficio C 811	HEAT RESISTANT FOIL
	Aficio CS510E	THICK PAPER 3
TALLY	Aficio DSC428	THICK PAPER
	AficioCL4000DN	HEAT RESISTANT FOIL
	8004/81004 	LABEL
	8008	LABEL
	8204 	TRANSPARENCY FOIL
	8006e 	HEAVY PAPER
	TOSHIBA	eStudio 211c 
eStudio 311c 		THICK 2
eStudio2500c		THICK 2
eStudio3500c		THICK 2
eStudio3510c		THICK 2
UTAX	CDC1526D	HEAVY PAPER
XANTE	600 	HEAVY PAPER
	1200 PRO 	HEAVY PAPER
	ILUMINA	LABEL
XEROX	DC 12 	HEAVY PAPER
	DC 3535	THIN PAPER
	Workcenter 3535	LABEL
	DC 50 	HEAVY PAPER
	M 24	THIN PAPER
	Phaser 7750	THIN PAPER
	DC 240/250	HEAVY PAPER 1
	Phaser 7400	THIN PAPER
	DC 1250	THICK PAPER

